

# MD KIDS CURRICULUM: LUKE

## Week 14: Worry (from Luke 12:22-34)

### To the Teacher:

As you prepare to teach the kids this week, reflect on which things in your life you have been anxious about. What has consumed your thoughts? What have your worries been? What have you lost sleep over? Our young children have anxieties too. Pray that the Scripture this week will help both you and the kids to come to a renewed place of trust and dependency in the Father.

- **Big Idea:** We can give what we have to others who need it, when we trust God will provide us what we need
- **Question:** What does it mean to worry? What are some things you worry about?
- **Starter:** 'One Thing'  
Ice Breaker Question: If you were stranded on an island and could only take one thing with you, what would it be and why?

Here is a short cartoon telling the story for today: <https://youtu.be/PG1LjFO99dA>

- **Story:** from Luke 12:22-34

*[READ]*

Jesus just got done warning a man that was rich not to be greedy and keep all of his things for himself. He had so much stuff that instead of being generous and giving things away to people who needed them, he just built bigger barns and storage to keep it all for himself.

Jesus then turns to his disciples and says, “Guys, do not worry about what you will eat or drink. There is so much more to this life than what you will eat or what you will wear. I have so much more for you. Look at the birds, they don’t work for money to buy their food so they can eat, yet God takes care of them. He provides all the food that they will need to live. You are so much more valuable to God. Don’t you think He will take care of you too? Worrying won’t give you any extra time or make things happen, so why do it?”

He then says, “Now look at the flowers all over this field. Look how beautiful they are. I will tell you this, not even Solomon who was one of the richest men ever and had the best clothes out of anyone, was dressed as beautifully as these flowers. If God created these flowers with such care and beauty, don’t you think that He created you even more beautifully and with such care and thought? So why do you worry about trying to make yourself look even more beautiful?”

Don't make your life revolve around things like what you will earn or what you will wear. God knows you need these things and will provide them for you so stop worrying about it. When you worry about these things you are not trusting God. This creates fear, and when we live out of fear, we worry and try to hold on to everything we have and not share. Remember what God has done and look to see what God is doing now. Seek to bring His kingdom here on earth by giving your possessions, time, money, love, and energy away to people that need them to demonstrate our trust in Jesus that He will provide for everything. This will help you to trust God with eternal things and not worry about things that will not last.

- **Prayer:**

God, thank you that you are a loving Father who sees what we need gives to us because you love us so much. Help us to remember your Kingdom so we will not be worried about things that are temporary and will pass away.


- **Craft:** Here are a few ideas...

- *Popsicle Stick Treasure Box:* <https://momunleashed.com/2013/01/diy-treasure-box-kids-craft-made-with-popsicle-sticks.html>
- *Coloring Page* for younger kids (attached)
- *Story Spinners* for a little older(attached)

- **BLESS Activity:**

*\*For kids to do during the week\**

- **BLESS:** Think of someone who needs something you have and ask your parents how you can share it with them. Don’t expect to get anything back for it.
- **EAT:** Provide a meal for someone who doesn’t have enough food or have someone over for dinner with your family to enjoy time with them.



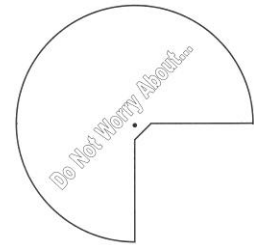
*Luke 12:22-34*

## CRAFT/ACTIVITY: STORY SPINNERS

Students will illustrate four things for the story that they do not need to worry about.

### MATERIALS

1. 67 lb. White Cardstock
2. Story Spinner Patterns (1 & 2)
3. Scissors
4. Markers, Crayons, or Colored Pencils
5. Paper Brads



### DIRECTIONS

1. Copy the two story spinner patterns (1 & 2) onto 67 lb. cardstock for each student.
2. Have the students illustrate the four sections using markers, crayons, or colored pencils.
3. Have the students cut out both of the story spinner patterns.
4. Place pattern 2 on top of pattern 1.
5. Push a brad through the black dot in the center.
6. Spin the top part on the story spinner to reveal things that students do not need to worry about.

### FOR DISCUSSION

While the students are illustrating their story spinners, remind them that God has got their whole lives under control. They need not worry about anything.

### TIME NEEDED TO COMPLETE:

Approximately 15 minutes

### MEMORY VERSE

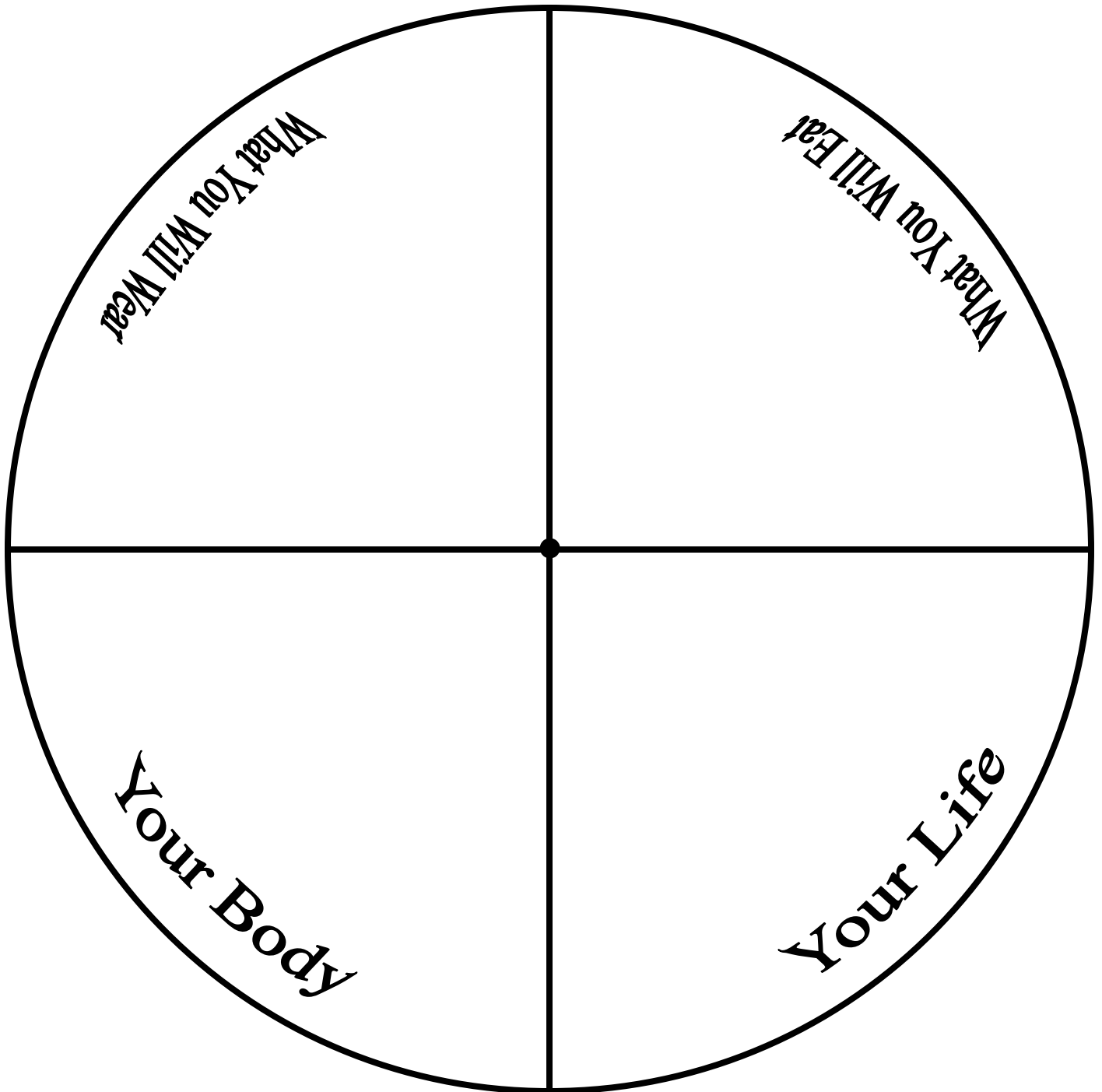
*“But seek first his kingdom, and these things will be given to you as well.” Luke 12:31*

# DO NOT WORRY



*Luke 12:22-34*

STORY SPINNER PATTERN 1

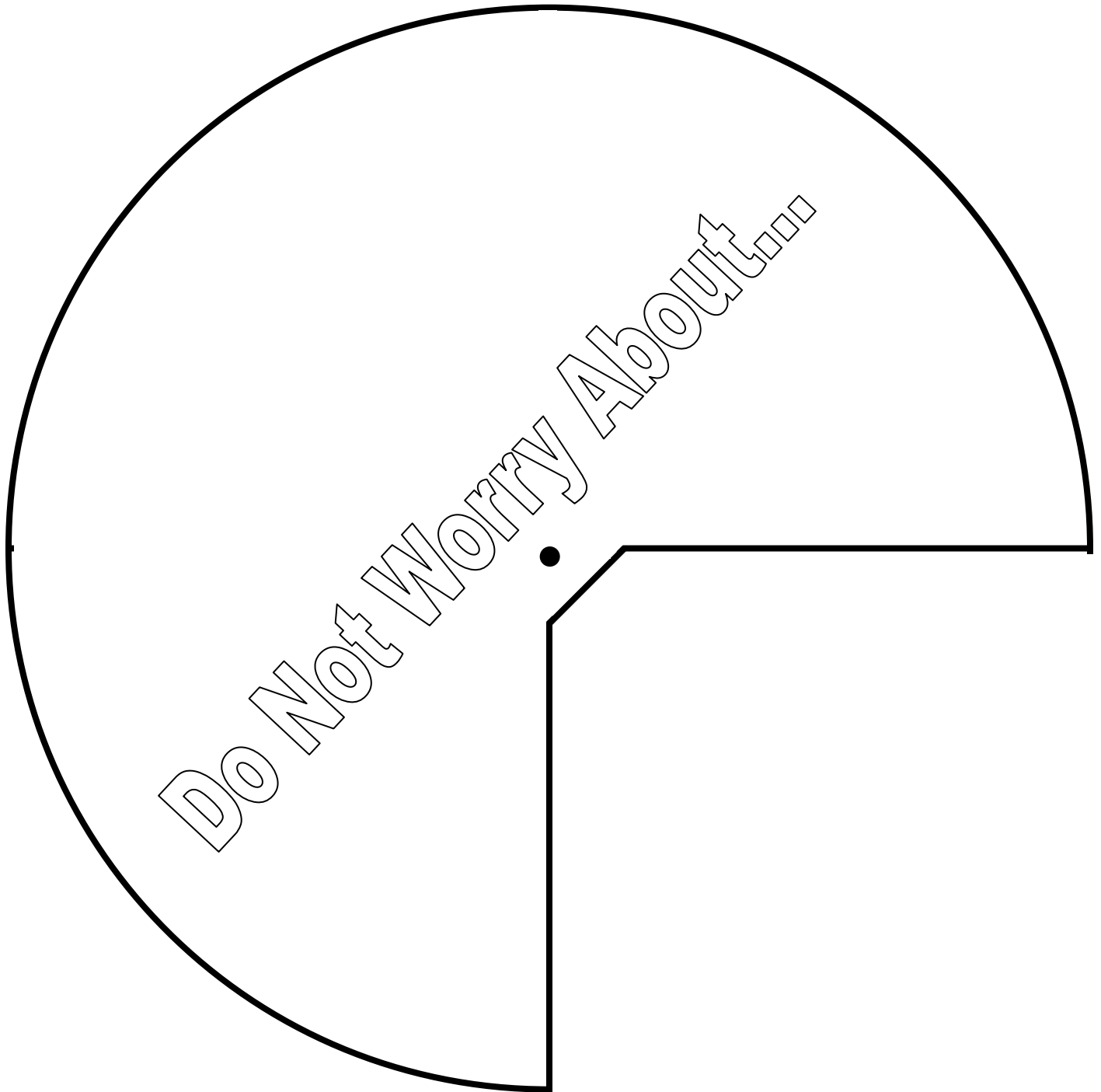


# DO NOT WORRY



*Luke 12:22-34*

STORY SPINNER PATTERN 2



# DO NOT WORRY



## *Luke 12:22-34*

**Directions:** In box #1, draw a picture of something that happened at the *beginning* of the story. In box #2 and #3, draw a picture of something that happened in the *middle* of the story. In box #4, draw a picture of something that happened at the *end* of the story. Then write a sentence for each picture to describe what you have drawn.

**1.**

**2.**

**3.**

**4.**